



Yale SCHOOL OF MANAGEMENT  
*Program on Financial Stability*

## EliScholar – A Digital Platform for Scholarly Publishing at Yale

---

YPFS Resource Library

---

2-10-2022

### The Riksbank's purchases of securities

Sveriges Riksbank

<https://elischolar.library.yale.edu/ypfs-documents/12328>

---

This resource is brought to you for free and open access by the Yale Program on Financial Stability and [EliScholar](#), a digital platform for scholarly publishing provided by Yale University Library. For more information, please contact [ypfs@yale.edu](mailto:ypfs@yale.edu).

# The Riksbank's purchases of securities

The Riksbank purchases securities in order to mitigate the effects of the coronavirus pandemic on the Swedish economy and to support the recovery and inflation. The Riksbank's program of SEK 700 billion for increased purchases of securities expired on 31 December 2021. During 2022, the Riksbank's purchases are focused on compensating for maturing securities so that total holdings remain approximately unchanged.

The securities bought by the Riksbank are government bonds, treasury bills, covered bonds (mortgage bonds), municipal bonds and corporate bonds. Purchases contribute to a well-balanced monetary policy and facilitate access to credit, creating favourable conditions for the economy to recover and inflation to be close to the target of 2 per cent on a permanent basis.

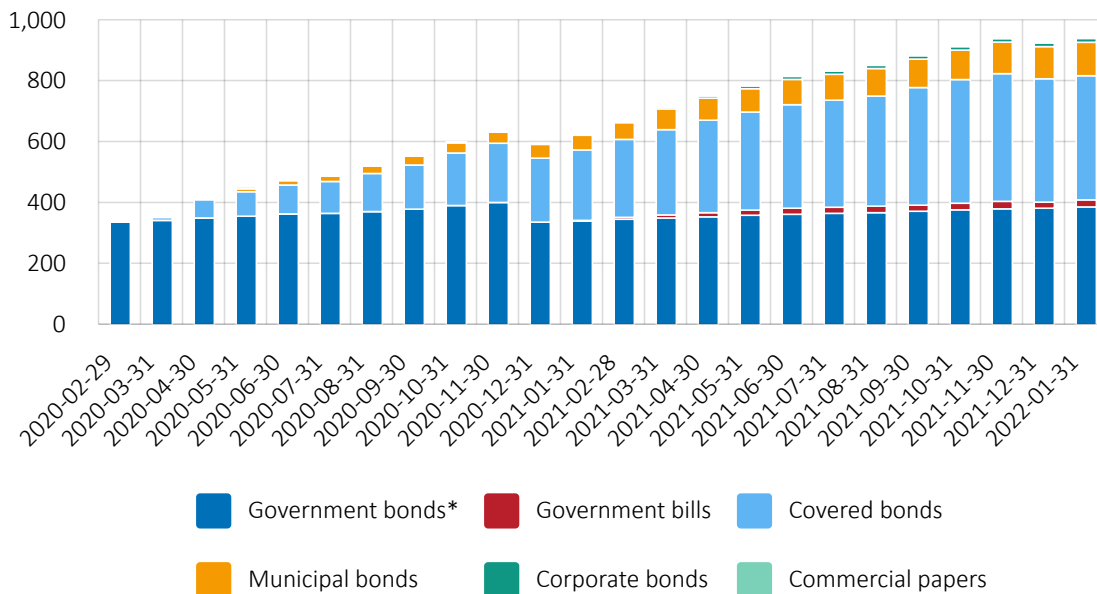
This page presents summaries of how the Riksbank's total holdings and total purchases of securities, broken down into the various asset types, have developed since the start of the purchases in March 2020. In addition, the change in holdings over the last month is reported, broken down into the various asset types. Finally, compiled information is reported about the Riksbank's holdings of various securities related to outstanding stock on the market of each of the securities.

## Holdings of securities

The Riksbank's total holdings of securities. The holdings are the net sum of purchased securities, i.e. the total sum of securities minus due securities at each point in time. The holdings are reported in nominal terms and is based on the transaction date for the Riksbank's purchase of the bonds.

### Holdings of securities

SEK billions



The diagram shows the Riksbank's total holdings of securities at each point in time. The figures are stated in SEK billions. Download the data from the chart by clicking on the arrow to the right, above the chart. Source: Sveriges Riksbank.

\*The holdings for the government bonds are reported since 2012 and include both the government bonds purchased by the Riksbank before March 2020 in accordance with the Executive Board's decision in 2012 and the government bonds purchased by the Riksbank since February 2015 in order to make monetary policy more expansionary and the government bonds purchased since March 2020 as part of the measures related to the corona pandemic.

### Change in holdings of securities (SEK billions)

	Government bonds	Treasury bills	Covered bonds	Municipal bonds	Corporate bonds
<b>Holdings per 31 December 2021</b>	383.4	19.9	405.6	105.4	12.2
<b>New purchases in January 2022</b>	4.2	4	2.5	4.5	0.2
<b>Maturing volume in January 2022</b>	0	-1	0	0	-0.1

Holdings per 31  
January 2022

387.7

23

408.1

109.9

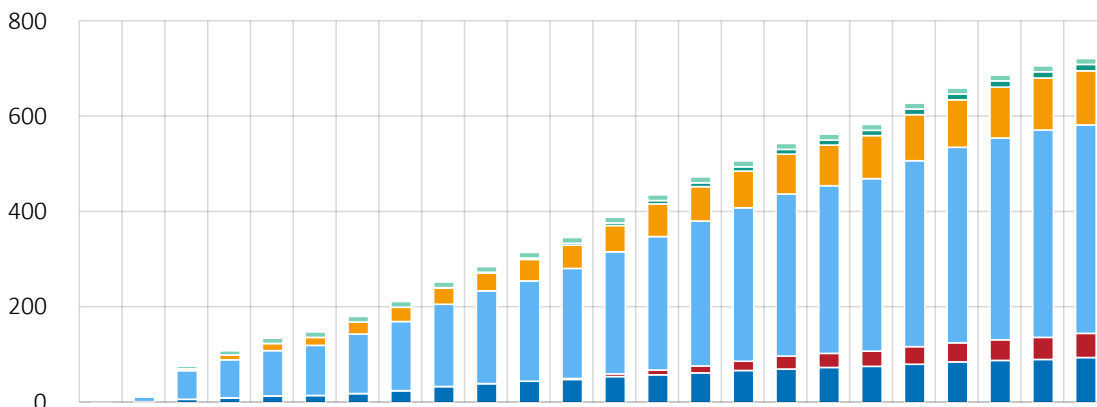
12.4

## Purchases of securities

Here, we present the Riksbank's total purchases of securities at each point in time since the beginning of March 2020.

### Purchases of securities

SEK billions



Government bonds (Corona related purchases)

Government bills

Covered bonds

Municipal bonds

Corporate bonds

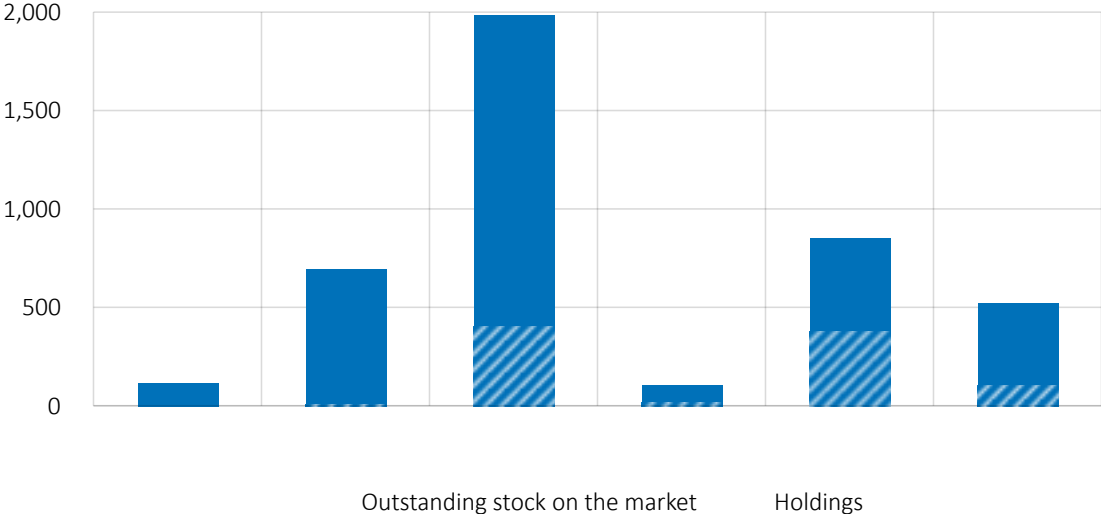
Commercial papers

The diagram shows the Riksbank's total purchases of securities. The figures are stated in SEK billions. Download the data from the chart by clicking on the arrow to the right, above the chart. Source: Sveriges Riksbank.

## The Riksbank's holdings of securities compared to the outstanding stock on the market

Here, we present the Riksbank's holdings of securities compared to the outstanding stock on the market. The outstanding stock shown in the diagram has been retrieved from Statistics Sweden (SCB). The outstanding stock for government bonds, treasury bills, covered bonds and municipal bonds shows the entire outstanding stock on the Swedish market. The outstanding stock for corporate bonds and corporate certificates shows the outstanding stock for so-called non-financial corporations in Swedish kronor. Only Swedish issuers are included in the figures.

**The Riksbank’s holdings of securities compared to the outstanding stock on the market**



The diagram shows the Riksbank's holdings for each security type as compared to the total outstanding stock for each security type on the Swedish market with one months lag. The figures are shown in billion Swedish kronor. Source: Sveriges Riksbank and Statistics Sweden (SCB).

---

**MORE ABOUT THE THE RIKSBANK’S PURCHASES OF SECURITIES**

Purchases of government bonds

Purchases of treasury bills

[Purchases of covered bonds](#)

[Purchases of commercial paper](#)

[Purchases of corporate bonds](#)

[Purchases of municipal bonds](#)

[FAQs about extended purchases of securities](#)

## RELATED CONTENT

[The Riksbank's measures in connection with the corona pandemic](#)

[Monetary policy instruments](#)

[What is monetary policy?](#)

[Complementary monetary policy measures](#)

Was this information helpful?  Yes  No

Updated 10/02/2022